



*DWARKA INTERNATIONAL SCHOOL
SUMMER VACATION
HOLIDAY HOMEWORK
NURSERY, SESSION 2024-25*



NAME: _____



Summer

Summer brings us nice warm sun
For swimming fishing and lots of fun
For finding seashells in the sand
For sunbathing to get a tan
To do all these things and more
At the beach and at the seashore

A black and white line drawing of a girl with curly hair, wearing a dress and shoes, holding a banner. To her right is a large, smiling sun. To her left is a bee and a rabbit. The banner contains the text 'Summer' and a poem about summer activities. The entire scene is framed by a decorative border of orange cupcakes.



Dear Parents,

We wish you and your child a very happy summer holiday. It's time to enjoy and create a bond with family, friends and relatives. To utilize this time in the most constructive way we have prepared Fun Learning Worksheets for the students on the principle of "LEARNING BY DOING" for his/her holistic development.

Kindly ensure that these worksheet should be completed by the students under the guidance of the parents.

As a parent it is very important to invest your time with your little ones. We are sharing some tips for you to make these vacations a fruitful and happy period for them.

- ❖ **Have at least two meals together with your children. Teach them not to waste their food.**
- ❖ **Spend time with the grandparents and develop a child bond with them. Their love and emotional support are very important for the young ones.**
- ❖ **Go for shopping together. Tell your child about market and mall differences, about the things, items and material purchased from there.**
- ❖ **Help your child in learning how to open and close his/her water bottle, lunch box, and school bag.**
- ❖ **Talk to your child about what he/she likes and dislikes etc.**

1. SUGGESTED BOOKS



Books are a man's best friend. Buy different picture books, colouring books and story books for your child. Let the child do picture reading, colour the sheets in colouring book and recall the characters and the incidents of the story.

2. KNOW YOUR HOME



Play different games with your kids to encourage them to express freely and make them more responsible. It is going to increase their self-confidence and help them grow into as independent and confident individual. Collect things that belong to different rooms in the house and ask your child to name the objects and the room which they belong to. Help them to place the things back at the right place.

3. SUGGESTED T.V CHANNELS

- ❖ Baby T.V.
- ❖ Discovery kids
- ❖ Disney Junior



4. SUGGESTED MOVIES

- ❖ The mysterious island
- ❖ Migration
- ❖ Zootopia



5. GET CLOSE TO YOUR NATURE



Take your child for regular morning walk to breathe in fresh air. Make your child aware of the benefits of morning walk and tell him/her about different types of plants, flowers and birds so he/she can generate love for nature.



Good habits



Good Manners

Good Habits and Good Manners are lifelong assets and manners must be practiced until they become a habit.

Four magic words that are basics of good manners are – Please, thank you, Excuse me and Sorry. Make these four words a habit and see the difference.



MANNERS:

At home:

- ❖ **Help to keep the house clean especially the areas you use. Clear the toys, books or crafts that remain after you have finished.**
- ❖ **Honesty is the best policy. Tell the truth at all times.**
- ❖ **Be polite.**
- ❖ **Share the T.V time. Do not sit too close while watching T.V.**
- ❖ **Be fair with your friends, brothers and sisters.**
- ❖ **Be responsible.**



At the dining table:

- ❖ **Take small helpings and refill, clean your plate up.**
- ❖ **Take small bites, eat neatly, slowly with your mouth closed.**
- ❖ **Help to clear the table and clean up.**

Hygiene:

- ❖ Brush your teeth twice a day. Trim your nails often.
- ❖ Do not waste water and electricity. Keep your surroundings and environment clean.
- ❖ It is bad habit to throw things out of the window, car or a balcony.

PERSONAL HYGIENE FOR KIDS



Oral Hygiene



Bathing Ritual



Hand Washing




Grooming Nails




Toileting Hygiene





To keep yourself and your family members fit and healthy, it's important to do yoga daily. We celebrate "INTERNATIONAL YOGA DAY" on 21st June every year and to mark this healthy day enjoy doing yoga with your family members and share the pictures with your class teacher.

Kindly wear yoga attire like t-shirt/legging or track suit for yoga day pictures.





REDUCE , REUSE , RECYCLE

To celebrate World Environment Day, make a beautiful photo frame using waste things at home like cardboards, straw, bangles, ice cream sticks, feathers, buttons, newspaper rolls etc..... and paste your family pic in the frame.



Plant a seed

Take any plastic bowl and make small holes. Put soil. Sow any kind of seed like mustard, chickpea, kidney bean etc. Water the seeds every day and observe them becoming a plant. Steps given:



Save the birds this summer

Placing containers of water and grains for the birds, can help the birds survive the hot summer. Feeding birds is an expression of a wider orientation towards nature. This inculcates Value of Caring and Compassion.





Celebration Time

My Special Day with Dad Father's Day - Sunday, June 16, 2024

**My dad is so special; he is strong and smart,
That is why I love him so with all my heart!!
"HAPPY FATHER'S DAY"**

Let's plan a surprise for father on the occasion of Father's Day. Take help from your mother while planning this activity.

prepare a shake for your loving father. It can be coffee shake / Oreo shake/mango shake/chocolate shake. Don't forget to share the pic of Father's Day celebration with your teacher.

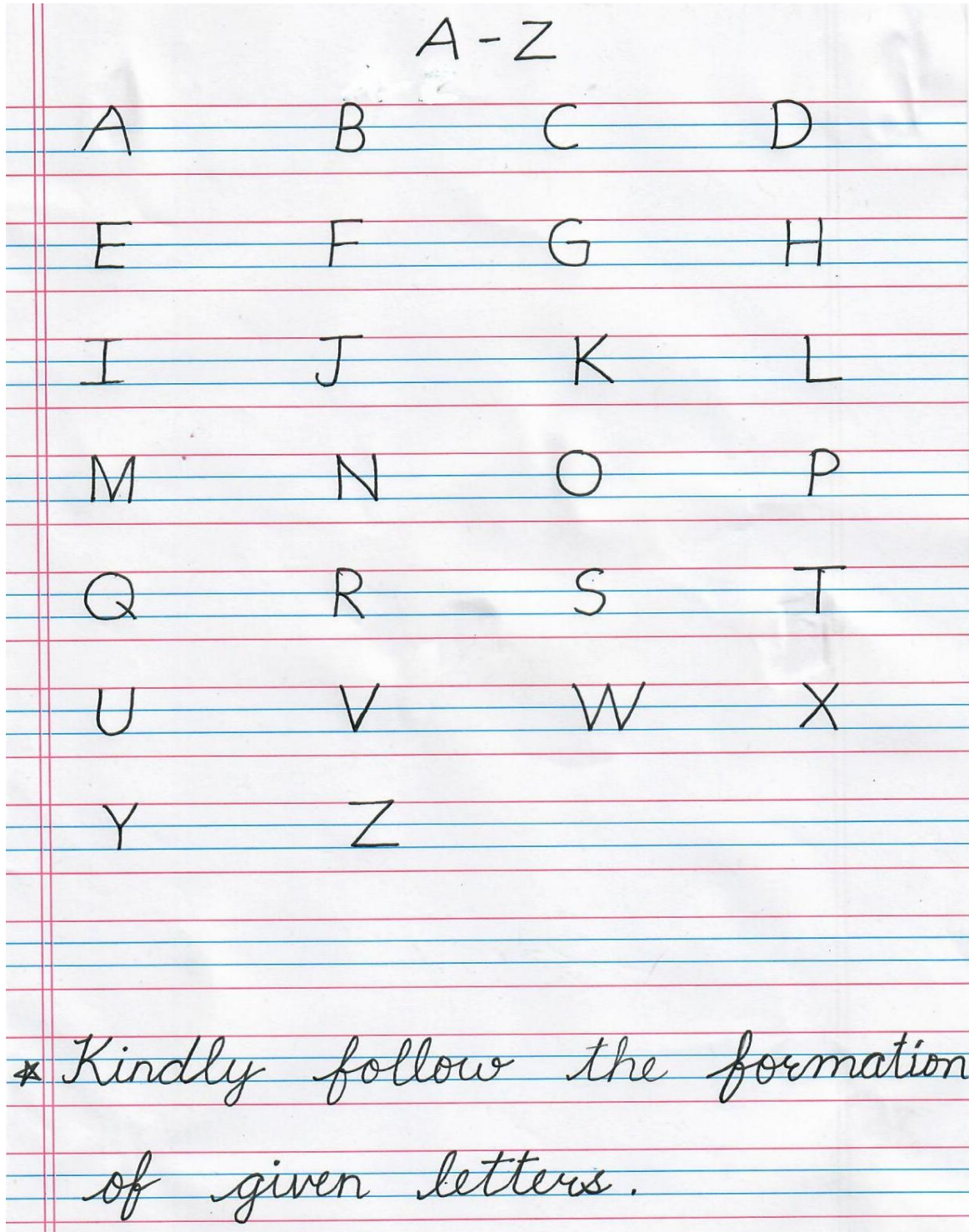


SPEND YOUR SUMMER BREAK FRUITFULLY WITH THE FOLLOWING ACTIVITIES PLANNED FOR JUNE MONTH

SUNDAY	MONDAY	TUESDAY	WEDNESDAY	THURSDAY	FRIDAY	SATURDAY
						GO OUT FOR SHOPPING WITH PARENTS
COUNT THE DOORS AND WINDOWS IN YOUR HOUSE	WITH THE HELP OF BUILDING BLOCKS CREATE A MODEL OF YOUR HOUSE	DECORATE THE LADYBUG BY PASTING BINDI'S	LEARN PARENTS PHONE NO.	GO FOR A NATURE WALK	JOIN THE DOTS 1-15 AND COLOUR THE PICTURE	PRACTICE TYING YOUR SHOES
READ A STORY WITH PARENT	PLANT A SAPLING	PRACTICE TYING YOUR SHOES	CUT THE SANDWICH IN TRIANGLE	PLAY A BOARD GAME	RETELL A FAIRY TALE TO YOUR FAMILY	PREPARE A CARD FOR FATHER'S DAY
GO OUT FOR A MOVIE WITH FATHER TO ENJOY FATHER'S DAY	LOOK FOR ALL THE ALPHABET LETTERS IN THE NEWSPAPER	HELP YOUR MOTHER IN CLEANING THE HOUSE	LOOK FOR ALL THE ALPHABET LETTERS IN THE NEWSPAPER	PREPARE LEMONADE AND SERVE TO ALL THE FAMILY MEMBERS	EAT DIFFERENT FLOVOUR ICE- CREAM	WATER PLANTS IN HOUSE
HELP THE MOTHER IN SEPARATE THE LAUNDRARY	PREPARE LEMONADE AND SERVE TO ALL THE FAMILY MEMBERS	GO FOR MORNING WALK AND COLLECT DRY LEAVES & FLOWERS	OBSERVE THE COLOURS OF TRAFFIC SIGNAL <u>WHEN YOU GO OUT.</u>	LEARN THE NAMES OF YOUR FAMILY MEMBERS	MEET YOUR FRIENDS AND RELATIVES	FEED THE BIRDS WITH WATER AND BAJRA
PREPARE AND PACK YOUR BAG FOR SCHOOL						



FORMATION SHEET IS FOR THE REFERENCE FOR THE PARENTS TO HELP THEIR WARD IN LEARNING THE GIVEN FORMATION.





a - z

a b c d

e f g h

i j k l

m n o p

q r s t

u v w x

y z

Phonetic Rhyme

Apple on the tree says	ऐ	a	a	a
Bat and Ball says	ब	b	b	b
Clever pussy cat says	क	c	c	c
Dimpy,the dog says	ड	d	d	d
Elly,the elephant says	ए	e	e	e
Finnie the fish says	फ	f	f	f
Grimpy the goat says	ग	g	g	g
Harry the horse says	ह	h	h	h
Ink in the inkpot says	इ	i	i	i
Jam and Jelly says	ज	j	j	j
Kelly the kangaroo says	क	k	k	k
Light in lamp says	ल	l	l	l
Montu the monkey says	म	m	m	m
Nelly the nurse says	न	n	n	n
Orange in the plate says	ओ	o	o	o
Porkie the pig says	प	p	p	p
Queenie the queen says	क्व	q	q	q
Red red rose says	र	r	r	r
Sun and swan says	स	s	s	s
Telly the tiger says	ट	t	t	t
Uncle under umbrella says	अ	u	u	u
Vinnie the van says	व	v	v	v
Watch and Wool says	व	w	w	w
X-Max tree says	क्स	x	x	x
Yellow yellow yolk says	य	y	y	y
Zebra in the zoo says	ज़	z	z	z

अ - आः

अ आ इ ई

उ ऊ ए ऐ

औ औं अं अः

Formation of numbers

T 0

1

2

3

4

5

6

7

8

9

1 0


*

Numbers should touch the bottom line of the box.


COLOUR THE MUSHROOM AND
PASTE MULTI COLOURED BINDIS ON
ALL THE CIRCLES



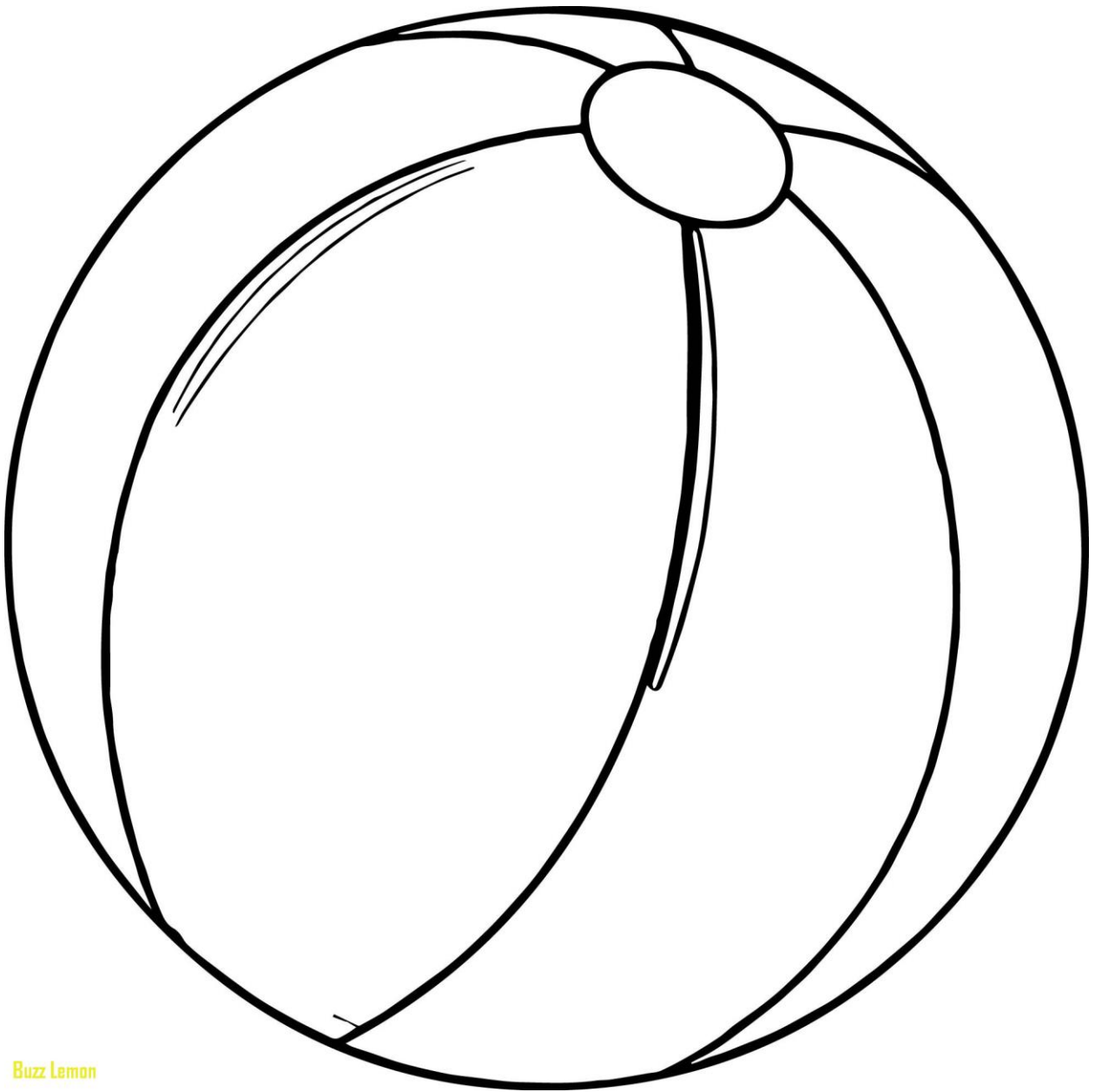
**DECORATE THE BUTTERFLY IN YOUR OWN
CREATIVE WAY**



**COLOUR THE TREE AND DO THUMB PRINTING
ON THE APPLES.**

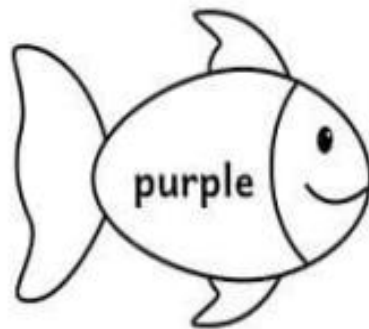
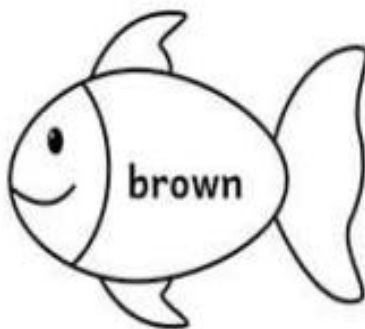
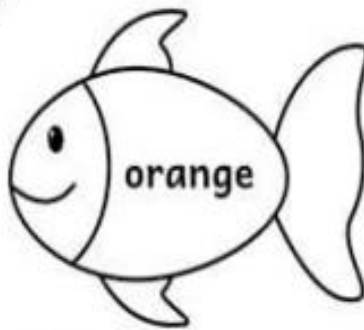


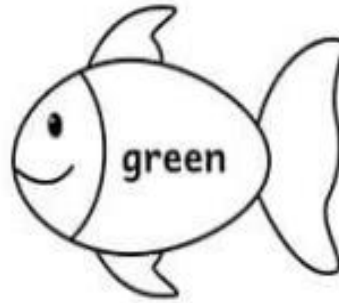
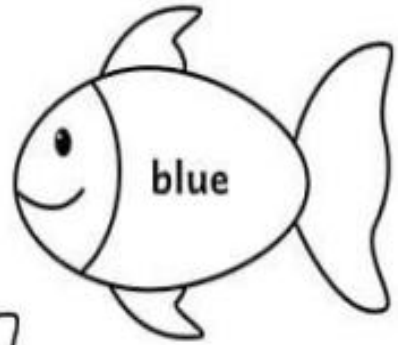
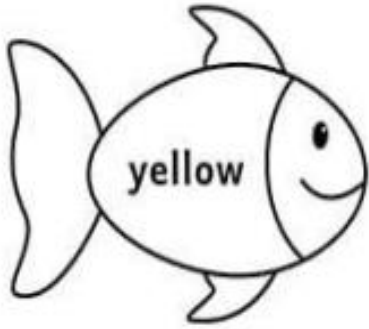


**PASTE SMALL COLOURED THERMOCOL BALLS IN THE
PICTURE OF BALL**



Buzz Lemon

COLOUR THE FISHES BY USING COLOUR KEY

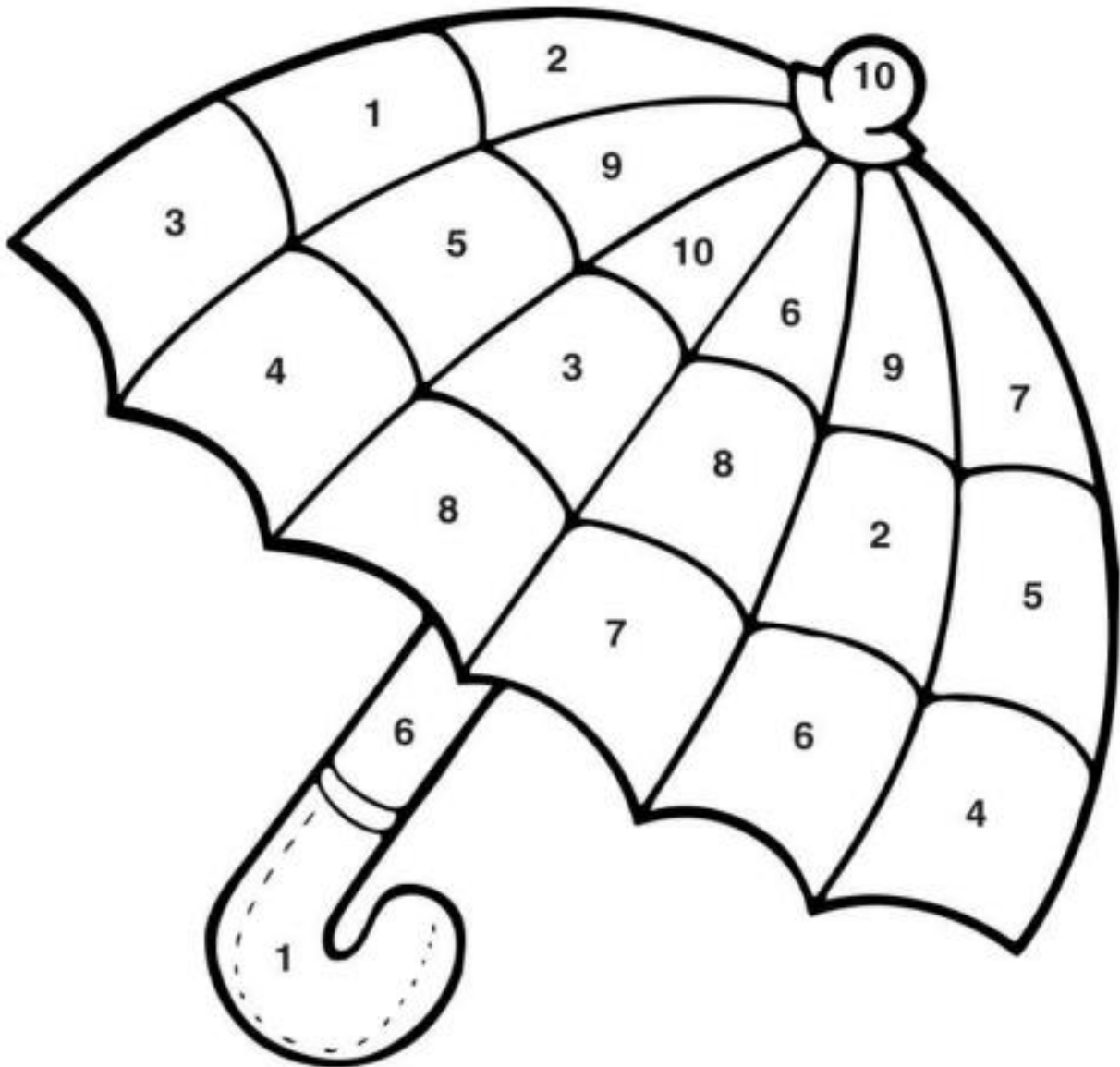


USE THE COLOUR KEY TO COLOUR
THE UMBRELLA

1 - red
2 - green
3 - black
4 - yellow

5 - pink
6 - orange
7 - purple
8 - blue

9 - white
10 - brown



Number Maze: 1

Using a crayon, or do-a-dot marker, help the frog find the pond by following the number one through the maze.

1 1 1 1 1

5 3 7 5 1 1

7 5 8 2 1 5

4 2 6 6 1 9

8 9 8 10 1 1

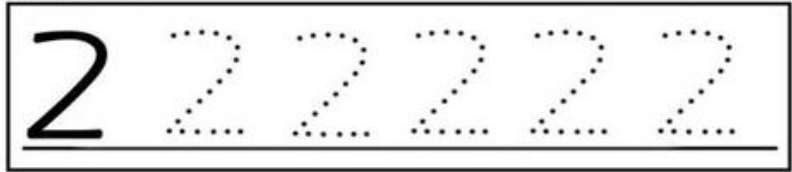
0 4 0 10 9 1

3 7 6 5 4

Colour it



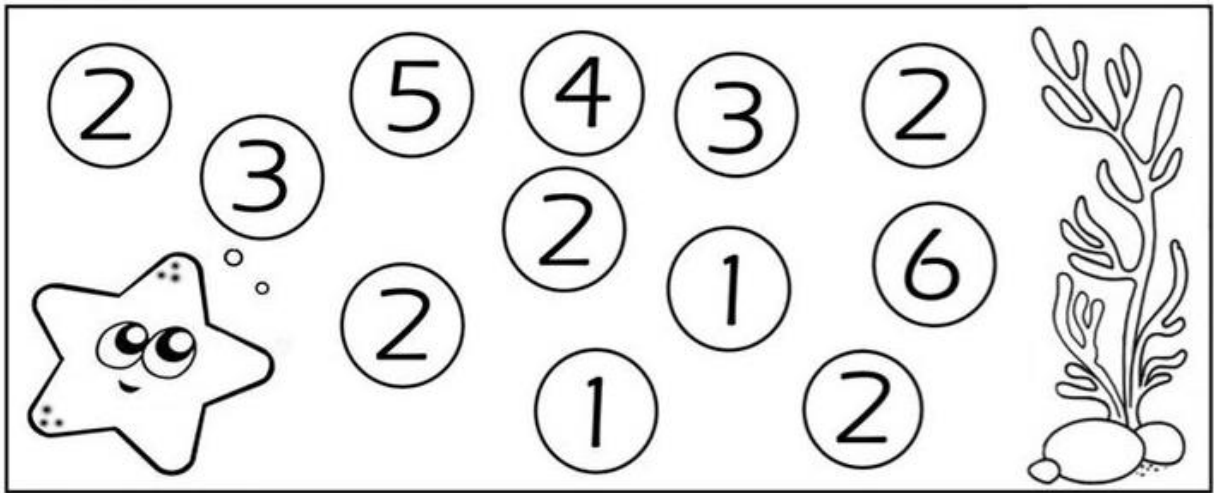
Trace it



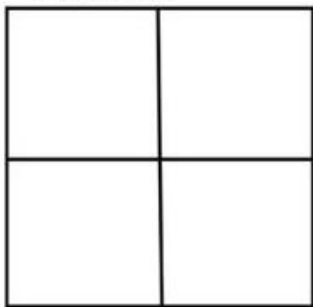
Write it





Find it



Paste it




Colour two



NUMBER MAZE

Help the caterpillar to reach the apple.



Find the number 2 and color it.

2

2

2

7

6

8

9

3

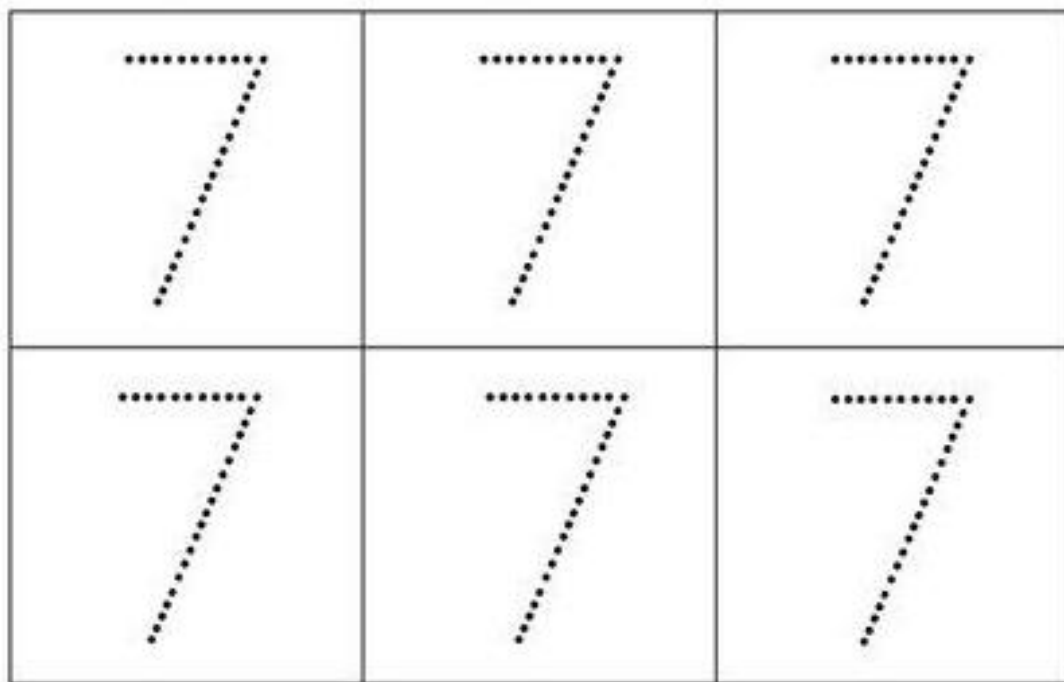
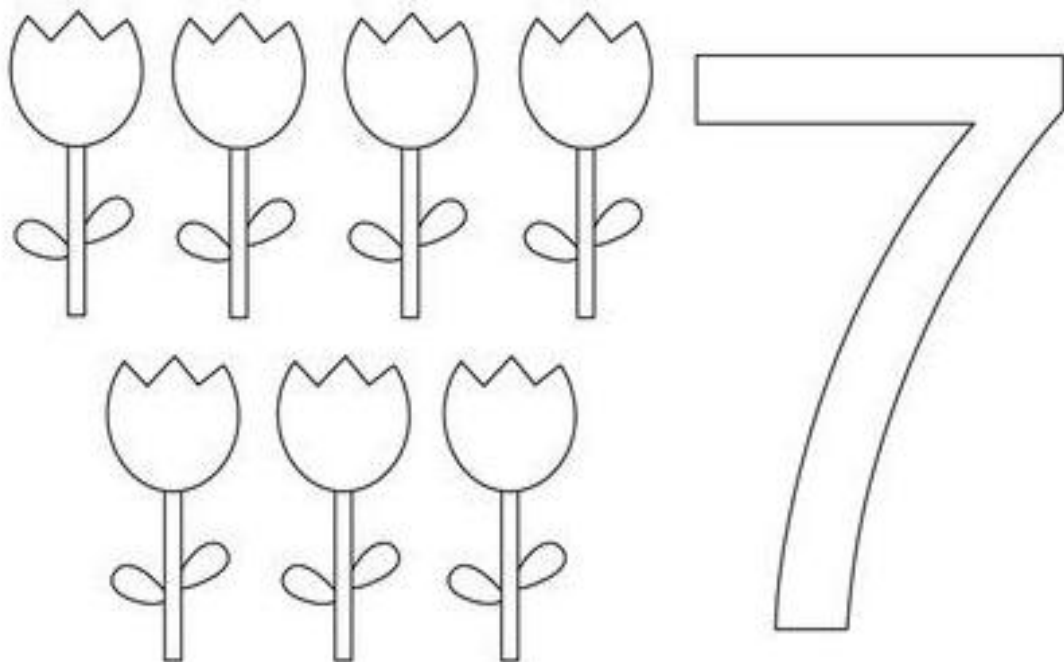
2

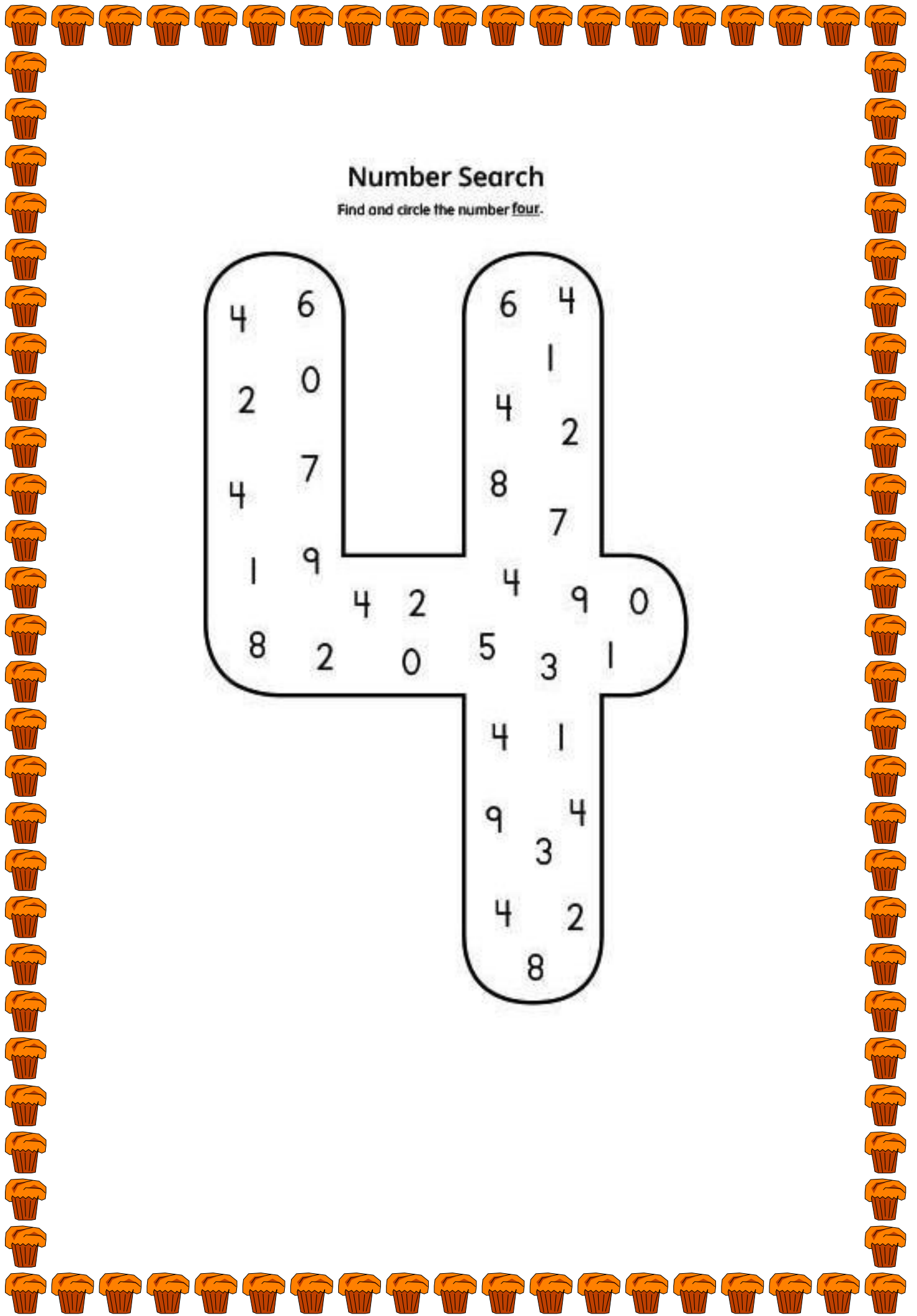
2

2

2

Number 7 - Count and Trace






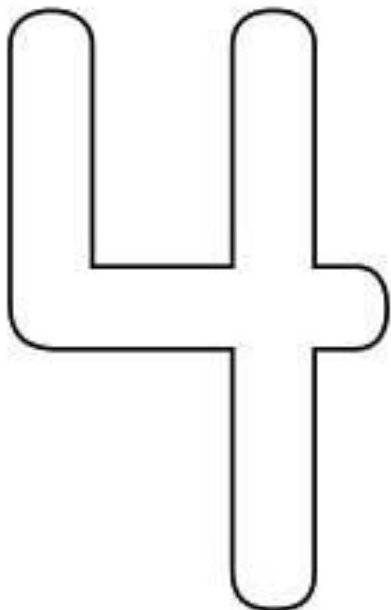
Number Search

Find and circle the number four.

4	6	6	4	
2	0	1	4	
4	7	8	2	
1	9	7	4	
8	2	4	9	0
	0	5	3	1
		4	1	
		9	4	
		3	4	
		4	2	
		8		

Match the Number 4

Draw a line from the number on the left to the matching numbers on the right.
Next, color the number on the left.



ACTIVITY – BEST OUT OF WASTE

Kindly help your ward to make any one Best out of waste object from the following items:

1. Pen/Pencil stand
2. Wall Hanging
3. Piggy Bank
4. Flower Vase

Decorate the object by using stickers, glitters, mirrors, beads/stones, ice-cream sticks, bangles, straw, CD's and any decorative material and bring it to the school after vacations.



Here's a fun Activity
for kids Bottle cap
ocean scene



1. This will enhance children's creativity with an additional benefit of strengthening their fine motor skills
2. This would engage them creatively eliminating their boredom and adding a fun part in their calendar




Materials required

1. Sheet (blue) (full size)
2. Bottle cap
3. Scissors
4. Glitter tube (golden, green n red)
5. Acrylic colours (blue, red and white)
6. Craft paper (yellow)
7. Googly eye

MY HAPPY SUN

Sun


Happy day it's a happy day,
Sun is shining bright and gay.
Happy day it's a happy day,
All day long we can dance and
play.



Instructions:

- Cut yellow glaze paper to stick on the face of the sun.
- Cut and paste straws for the rays of the sun.

MAKE A FLASHCARD OF YOUR FAVOURITE FRUIT (ANY 2) AND VEGETABLE (ANY 2) ON A4 SIZE SHEET. TAKE ONE SHEET FOR ONE PICTURE. (REFER IMAGES GIVEN BELOW)



“Let’s flow with our own imaginative spirit and show our creativity by making different craft items.”

Make a beautiful ALPHABET WALL HANGING on A2 size sheet by using waste material like coloured papers, leaves, flowers etc. you can also use your creativity (Refer images given below).

Roll no. 1 to 5 (A-F)


Roll no. 6 to 10 (G-L)

Roll no. 11 to 16 (M-R)

Roll no. 17 to 22 (S-Z)



Make a NUMBER CHART (1-10) on A2 size sheet by using your own creativity (Refer images given below).

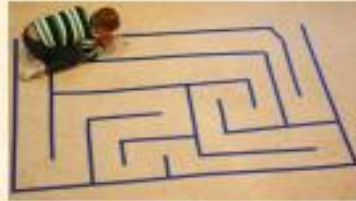


FUN WITH GAMES

Make your child play the following suggestive indoor activities at home with all the family members to make the Summer Vacations fruitful and enjoyable.



Marble Run



Tape Maze



Hopscotch



Scavenger Hunt



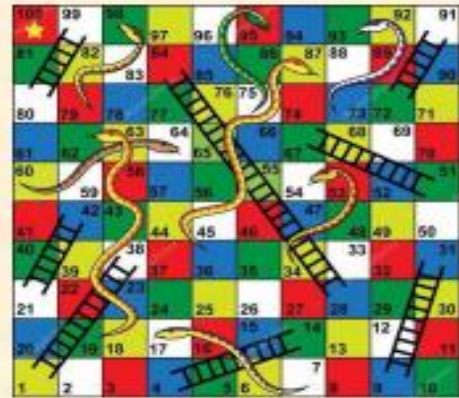
Sand Pit



Building of Blocks



Ludo



Snake and Ladder



IMPORTANT:

- All the work given should be done by the child under parental guidance. It will help in the holistic development of the child.
- Parents are requested to submit the holiday homework on June 29, 2024 i.e., Saturday between 9:30 a.m.- 11:30 a.m. Entry and exit will be from Gate no.2.
 - The school will reopen on July 01,2024 i.e., Monday as usual.

Have a great



VaCaTion!